



Lifting waste water for domestic use and foul waste

SANIRELEV 11

- Predisposed to pump type DW or DW VOX
- Free passage: 50 mm
- Outlet diam.: DN50/DN63
- Tank capacity: 360 l
- Weight: 30 kg

SANIRELEV 11 SR 10T

360 l polyethylene tank, supplied for use with a DW and DW-VOX series motor-driven pump, with 2" delivery pipe, with no coupling foot and lowering device

SANIRELEV 11 SR 10 PT

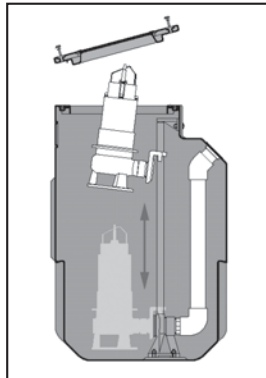

360 l polyethylene tank, supplied for use with a DW and DW-VOX series motor-driven pump, with 2" delivery pipe, with coupling foot and lowering device

SANIRELEV 22

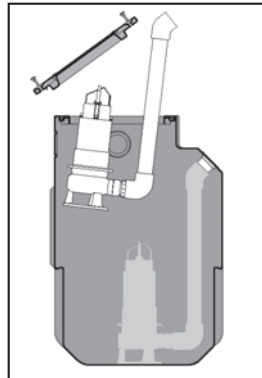
- Predisposed to two pumps type DW or DW VOX
- Free passage: 50 mm
- Outlet diam.: DN50/DN63
- Tank capacity: 540 l
- Weight: 44 kg

SANIRELEV 22 SR 20 PT

540 l polyethylene tank, supplied for use with two DW- and DW VOX-series motor-driven pump, with 2" delivery pipe, with 2 coupling feet and lowering devices

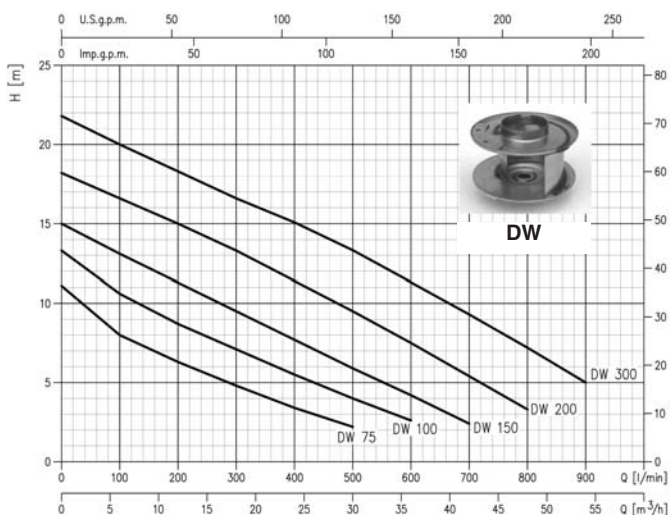


With slide for lowering and coupling foot



Without slide

SANIRELEV 11-22



SANIRELEV 11-22

